

PEP – PERI Euro Prop

Props with well-developed and practical details for fast forming



Edition 09 | 2013

PERI GmbH
Formwork Scaffolding Engineering

Rudolf-Diesel-Strasse 19
89264 Weissenhorn
Germany
Tel. +49 (0) 7309.950-0
Fax +49 (0) 7309.951-0
info@peri.com
www.peri.com

Important Notes:

Without exception, all current safety regulations must be observed in those countries where our products are used.

The photos shown in this brochure feature construction sites in progress. For this reason especially safety and anchor details cannot always be considered as conclusive or final. These are subject to the risk assessment carried out by the contractor.

The systems or items shown are not necessarily available in all countries.

Safety instructions and load specifications are to be strictly observed at all times. Separate structural calculations are required for any deviations from the standard design data.

The information contained herein is subject to technical changes in the interests of progress. Errors and typographical mistakes reserved.

Content

PERI PEP 20 and PEP 30 Tubular Steel Props

- 2 High load-bearing capacity with low weight
- 4 Well-developed features for faster forming
- 6 Tables
- 8 Components

PERI PEP 20 and PEP 30 Tubular Steel Props

High load-bearing capacity with low weight

The PEP props from PERI have been type-tested according to DIN EN 1065.

PEP 20 props correspond to Class D of DIN EN 1065.

The permissible prop load is a minimum of 20 kN for all extension lengths.

PEP 30 props correspond to Class E of DIN EN 1065.

The permissible prop load is a minimum of 30 kN for all extension lengths.

Durability

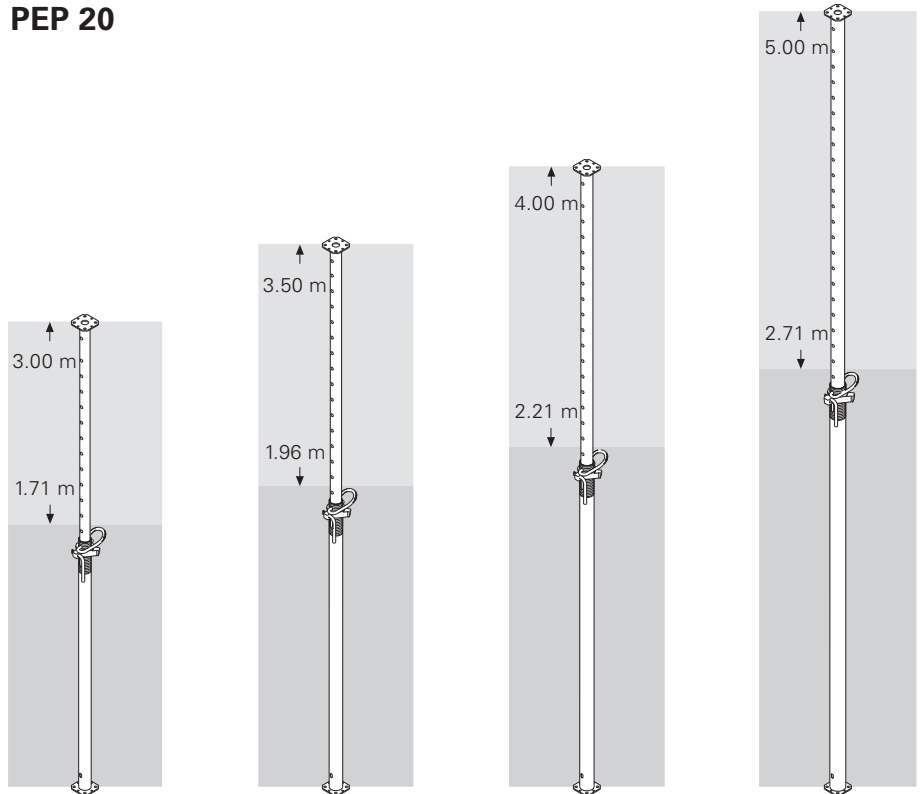
The 100% galvanisation of all surfaces at the end of the production process ensures a long service life.



The PEP 30-350 (L = 1.96 m - 3.50 m) weighs only 23 kg and carries 30.0 kN at full extension. This makes the work easy and tireless.

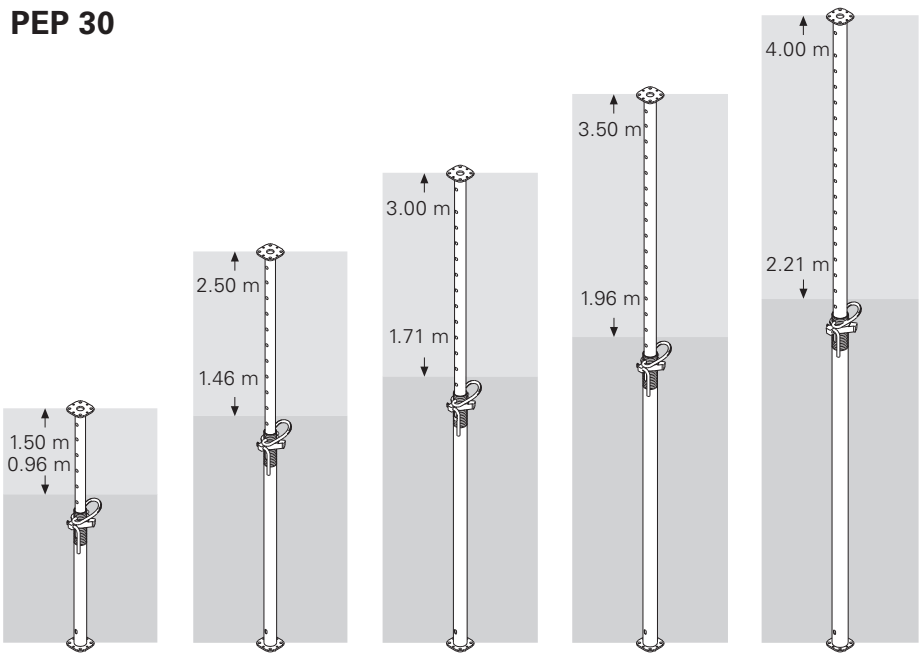


PEP 20



PEP 20-300 L = 1.71 - 3.00 m Weight: 16.1 kg	PEP 20-350 L = 1.96 - 3.50 m Weight: 19.6 kg	PEP 20-400 L = 2.21 - 4.00 m Weight: 22.9 kg	PEP 20-500 L = 2.71 - 5.00 m Weight: 30.6 kg
---	---	---	---


PEP 30



PEP 30-150 L = 0.96 - 1.50 m Weight: 10.8 kg	PEP 30-250 L = 1.46 - 2.50 m Weight: 15.4 kg	PEP 30-300 L = 1.71 - 3.00 m Weight: 19.0 kg	PEP 30-350 L = 1.96 - 3.50 m Weight: 23.1 kg	PEP 30-400 L = 2.21 - 4.00 m Weight: 27.5 kg
---	---	---	---	---

PERI PEP 20 and PEP 30

Well-developed features for faster forming



Low risk of injury

The integrated 10 cm safety clearance protects against injuries.

Stamped measuring scale

For faster prop length adjustment. Stamped numbers on the inner tube show the overall length in dm, readable at the end of the outer tube.

Good handling

The G-hook is ergonomically formed and can be securely clamped.

Generous adjustment range

The large adjustment range of 12 cm makes frequent pin adjustment unnecessary.

High-quality forged nut



High-quality forged nut with hardened bearing surface and double-thread for easy loosening even under full loads.

Securing with bolts

System heads without self-locking coupler can also be secured to the outer tube with a bolt.

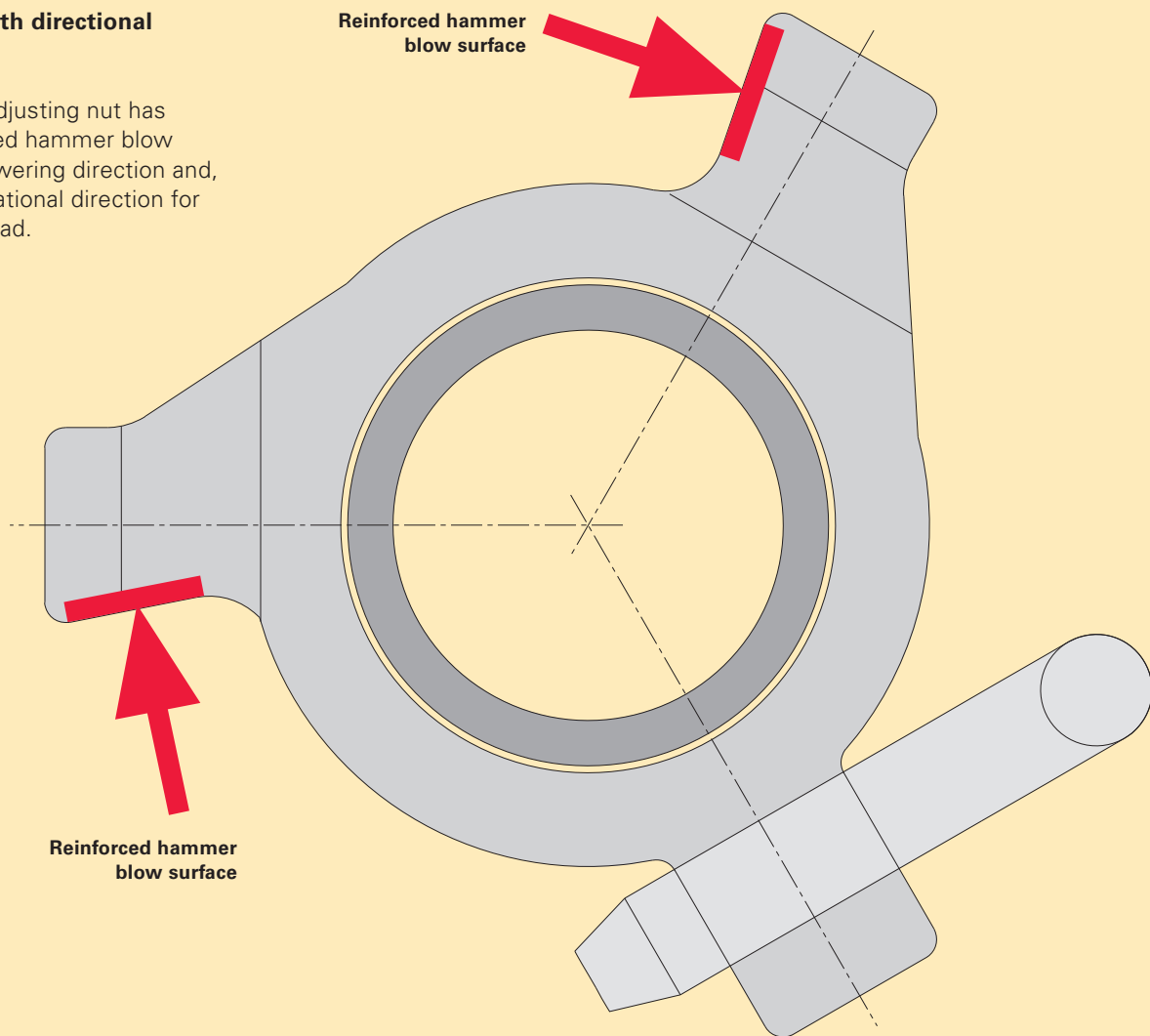
Assembly of accessories

The prop heads are centered using the same end plates on the inner and outer tube. This means the new PEP props can easily be turned "on their head" and are simple to use.



Adjusting nut with directional lowering cams.

The form of the adjusting nut has stamped reinforced hammer blow surfaces in the lowering direction and, thus, sets the rotational direction for the decrease in load.



Ergonomic operations through offset wingnut spanner.



Safe operations due to hook on the wingnut spanner.



Lowering with the directional adjusting nut, easy on the materials.



Slab Props

PEP 20

Permissible Prop Load [kN] according to the Type Test

Extension Length [m]	PEP 20 N 260* L = 1.51 – 2.60 m		PEP 20-300 L = 1.71 – 3.00 m		PEP 20-350 L = 1.96 – 3.50 m		PEP 20-400 L = 2.21 – 4.00 m		PEP 20-500 L = 2.71 – 5.00 m	
	Outer Tube Bottom	Inner Tube Bottom	Outer Tube Bottom	Inner Tube Bottom	Outer Tube Bottom	Inner Tube Bottom	Outer Tube Bottom	Inner Tube Bottom	Outer Tube Bottom	Inner Tube Bottom
1.60	35.0	35.0								
1.70	35.0	35.0								
1.80	35.0	35.0	36.4	36.4						
1.90	35.0	35.0	36.4	36.4						
2.00	33.5	35.0	36.1	36.4	36.4	36.4				
2.10	31.9	35.0	33.2	36.4	36.4	36.4				
2.20	30.9	35.0	31.4	36.4	36.4	36.4				
2.30	29.8	35.0	29.9	36.4	36.4	36.4	36.4	36.4		
2.40	28.6	35.0	28.7	36.4	36.4	36.4	36.4	36.4		
2.50	27.1	32.9	27.7	36.4	36.4	36.4	36.4	36.4		
2.60	24.8	29.4	26.9	36.3	34.8	36.4	36.4	36.4		
2.70			25.7	32.7	33.4	36.4	36.4	36.4		
2.80			24.0	29.3	32.1	36.4	36.4	36.4	36.4	36.4
2.90			22.3	26.5	31.1	36.4	36.4	36.4	36.4	36.4
3.00			20.5	23.9	30.1	36.4	36.4	36.4	36.4	36.4
3.10					28.3	35.7	34.6	36.4	36.4	36.4
3.20					26.5	32.5	33.5	36.4	36.4	36.4
3.30					24.8	29.7	32.1	36.4	36.4	36.4
3.40					23.1	27.2	30.5	36.4	36.4	36.4
3.50					21.3	24.8	28.7	34.9	36.4	36.4
3.60							26.9	32.1	36.4	36.4
3.70							25.3	29.8	36.4	36.4
3.80							23.7	27.6	36.4	36.4
3.90							22.3	25.5	36.4	36.4
4.00							20.7	23.5	35.3	36.4
4.10									33.3	36.4
4.20									31.5	36.4
4.30									29.8	35.0
4.40									28.2	32.9
4.50									26.8	30.8
4.60									25.3	28.9
4.70									24.1	27.2
4.80									22.8	25.7
4.90									21.5	24.1
5.00									20.3	22.1

All PEP 20 props correspond to Class D of DIN EN 1065, i. e. the permissible load for all extension lengths is a minimum of 20 kN.

When using PERI slab tables, the permissible load for all PEP 20 props is a minimum of 30 kN over the entire extension lengths due to the clamping in the Table Swivel Head or UNIPORTAL Head.

*For the N props, a use of the inner tube at the bottom is only possible in connection with PERI slab tables or SKYDECK (bolted head).

Permissible Prop Load [kN] according to the Type Test

Extension Length [m]	PEP 30 – 150		PEP 30 – 250		PEP 30 – 300		PEP 30 – 350		PEP 30 – 400	
	L = 0.96 – 1.50 m		L = 1.46 – 2.50 m		L = 1.71 – 3.00 m		L = 1.96 – 3.50 m		L = 2.21 – 4.00 m	
	Outer Tube Bottom	Inner Tube Bottom	Outer Tube Bottom	Inner Tube Bottom	Outer Tube Bottom	Inner Tube Bottom	Outer Tube Bottom	Inner Tube Bottom	Outer Tube Bottom	Inner Tube Bottom
1.00	36.4	36.4								
1.10	36.4	36.4								
1.20	36.4	36.4								
1.30	35.9	36.4								
1.40	35.3	36.4								
1.50	34.5	36.4	42.9	42.9						
1.60			42.9	42.9						
1.70			42.9	42.9						
1.80			42.1	42.9	42.9	42.9				
1.90			39.7	42.9	42.9	42.9				
2.00			37.9	42.9	42.9	42.9	45.5	45.5		
2.10			36.4	42.9	42.9	42.9	45.5	45.5		
2.20			35.5	42.9	42.9	42.9	45.5	45.5		
2.30			34.3	41.5	42.9	42.9	45.5	45.5	41.5	41.5
2.40			33.1	38.7	42.7	42.9	45.5	45.5	41.5	41.5
2.50			31.0	35.9	41.1	42.9	45.5	45.5	41.5	41.5
2.60					40.0	42.9	45.5	45.5	41.5	41.5
2.70					38.5	42.9	45.5	45.5	41.5	41.5
2.80					36.9	41.6	45.5	45.5	41.5	41.5
2.90					34.2	38.3	45.0	45.5	41.5	41.5
3.00					31.3	34.8	43.6	45.5	41.5	41.5
3.10							41.4	44.2	41.5	41.5
3.20							38.7	42.1	41.5	41.5
3.30							36.1	38.7	41.5	41.5
3.40							33.3	35.7	41.5	41.5
3.50							30.7	32.5	41.5	41.5
3.60									41.5	41.5
3.70									41.3	41.5
3.80									38.5	41.3
3.90									35.9	38.1
4.00									33.2	34.9

All PEP 30 props correspond to Class E of DIN EN 1065, i. e. the permissible load for all extension lengths is a minimum of 30 kN.

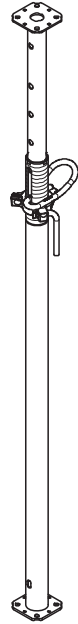
When using PERI slab tables, the permissible load for all PEP 20 props is a minimum of 40 kN (PEP 30-150 = 35 kN) over the entire extension lengths due to the clamping in the Table Swivel Head or UNIPORTAL Head.

PEP 20, 30 Slab Props



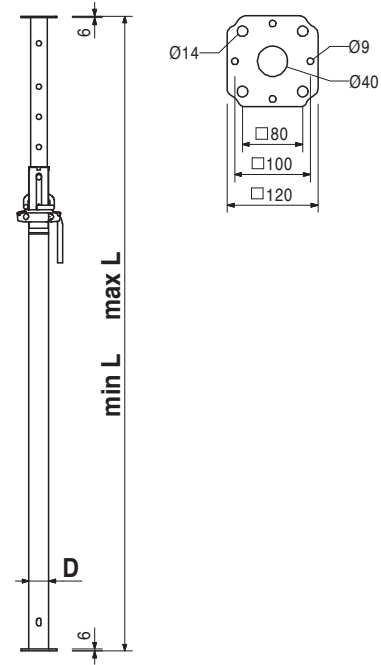
Item no. Weight kg

Item no.	Weight kg	Slab Props PEP 20
103058	16,100	Slab Prop PEP 20-300, galv.
103059	19,600	Slab Prop PEP 20-350, galv.
103060	22,900	Slab Prop PEP 20-400, galv.
103061	30,600	Slab Prop PEP 20-500, galv.

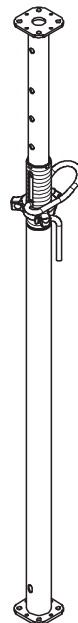


D	min. L	max. L
Ø 66,0	1710	3000
Ø 71,5	1960	3500
Ø 75,5	2210	4000
Ø 84,0	2710	5000

Note
Permissible load: see PERI Design Tables.

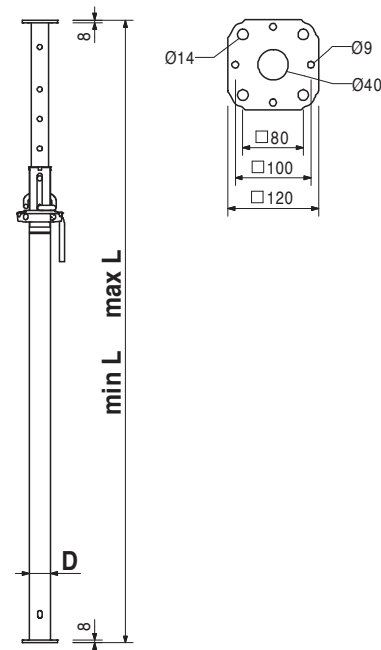


Item no.	Weight kg	Slab Props PEP 30
103066	10,800	Slab Prop PEP 30-150, galv.
103067	15,400	Slab Prop PEP 30-250, galv.
103062	19,000	Slab Prop PEP 30-300, galv.
103063	23,100	Slab Prop PEP 30-350, galv.
103065	27,500	Slab Prop PEP 30-400, galv.



D	min. L	max. L
Ø 66,0	960	1500
Ø 66,0	1460	2500
Ø 71,5	1710	3000
Ø 75,5	1960	3500
Ø 84,0	2210	4000

Note
Permissible load: see PERI Design Tables.



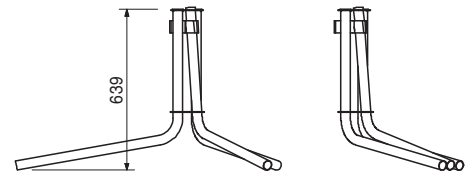
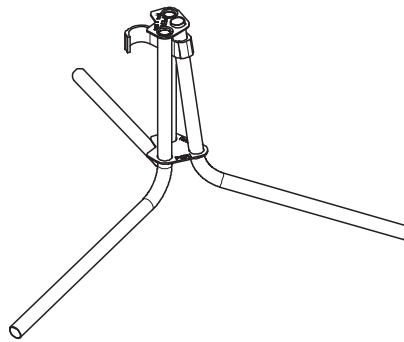
PEP 20, 30 Slab Props



Art.-Nr.	Gew. kg
107152	5,810

Tripod PEP Ergo, galv.
Erection aid for PEP Ergo Slab Props with Ø 44 – 64 mm.

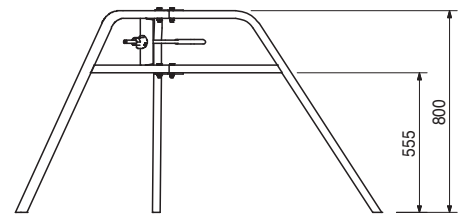
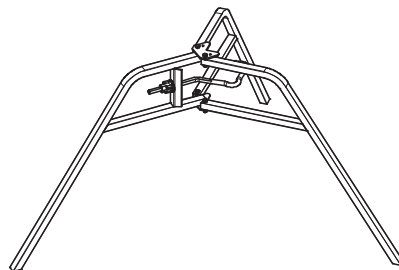
Note
Only use as erection aid!



028000	9,170
--------	-------

Universal Tripod, galv.
Erection aid for slab props with Ø 48 – 120 mm and 120 x 120 mm. Can also be used in combination with MULTIPROP MP Slab Props and all Slab Props with Base MP 50.

Note
Only use as erection aid!

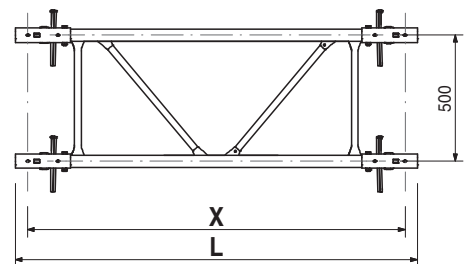
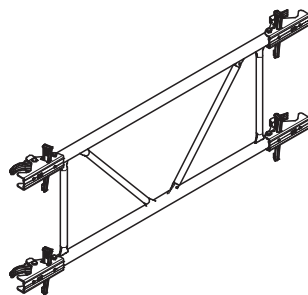


111811	13,700
111812	13,900
112813	15,900
112814	17,800
111813	19,200
111814	20,100

PEP Frames PRK, steel
PEP Frames PRK 62,5
PEP Frames PRK 75
PEP Frames PRK 100
PEP Frames PRK 120
PEP Frames PRK 137,5
PEP Frames PRK 150
Stiffening frame for PEP slab props. Complete with captive wedge coupling.

L	X
723	625
848	750
1098	1000
1298	1200
1473	1375
1598	1500

Note
L = Loading Length
X = Axis Length



PEP 20, 30 Slab Props



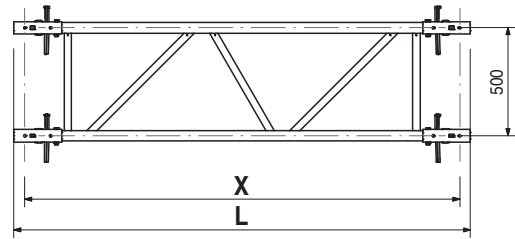
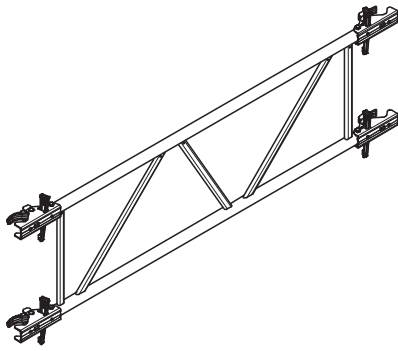
Item no.	Weight kg
115980	14,700
112718	15,300
111815	15,400
112788	15,600
111816	16,100
111817	16,300
111818	17,700
111819	18,700

- PEP Frames PRK, alu**
- PEP Frames PRK 180**
- PEP Frames PRK 200**
- PEP Frames PRK 201,5**
- PEP Frames PRK 210**
- PEP Frames PRK 225**
- PEP Frames PRK 230**
- PEP Frames PRK 266**
- PEP Frames PRK 296**

Stiffening frame for PEP slab props. Complete with captive wedge coupling.

L	X
1898	1800
2098	2000
2113	2015
2198	2100
2348	2250
2398	2300
2758	2660
3058	2960

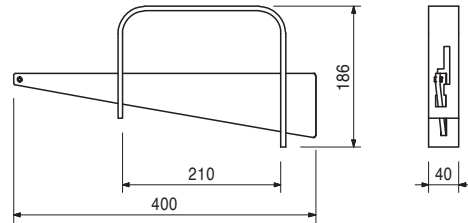
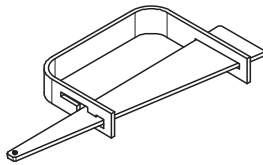
Note
 L = Loading Length
 X = Axis Length



027940 1,840

Brace Clamp, galv., 48 – 76 mm

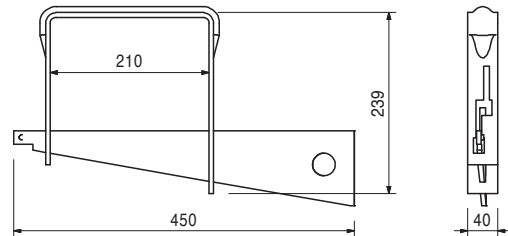
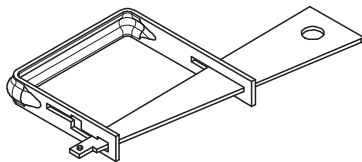
For assembly of 3 x 15 cm stiffening boards at slab props Ø 48 – 76 mm.



027790 2,460

Brace Clamp HL, galv., 76 – 120 mm

For assembly of 3 x 15 cm stiffening boards at slab props Ø 76 – 89 mm and 100 x 100 mm to 120 x 120 mm.




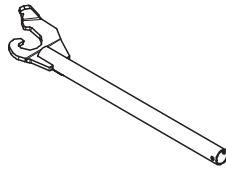
PEP 20, 30 Slab Props



Item no.	Weight kg
118345	1,500

Wing Nut Spanner PEP

Allows effortless loosening of the adjusting nut with maximum loaded props.



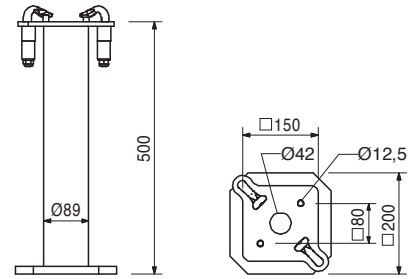
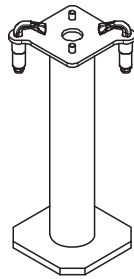
027310	8,900
--------	-------

Base MP 50

For use with slab props with an end plate thickness of 6 – 10 mm. With clamped quick-release fastener.

Note

Permissible load: see PERI Design Tables.



103434	33,400
103429	40,300

Pallets RP-2, galv.

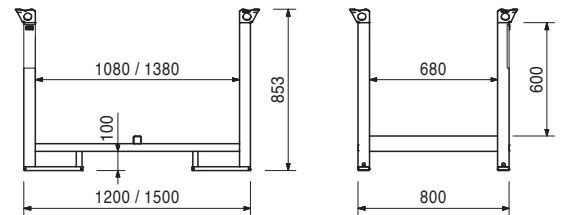
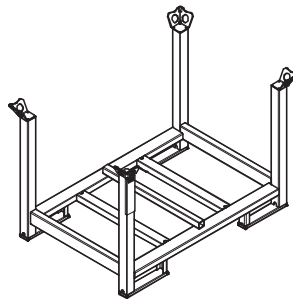
Pallet RP-2 80 x 120, galv.

Pallet RP-2 80 x 150, galv.

For stacking and transportation of formwork and scaffolding components.

Technical Data

Load-carrying capacity 1.5 t.



PERI International



01 Germany
PERI GmbH
 Rudolf-Diesel-Strasse 19
 89264 Weissenhorn
 info@peri.com
 www.peri.com



02 France
 PERI S.A.S.
 77109 Meaux Cedex
 peri.sas@peri.fr
 www.peri.fr

03 Switzerland
 PERI AG
 8472 Ohringen
 info@peri.ch
 www.peri.ch

04 Spain
 PERI S.A.U.
 28110 Algete - Madrid
 info@peri.es
 www.peri.es

05 Belgium/Luxembourg
 N.V. PERI S.A.
 1840 Londerzeel
 info@peri.be
 www.peri.be

06 Netherlands
 PERI Holding B.V.
 5480 AH-Schijndel
 info@peri.nl
 www.peri.nl

07 USA
 PERI Formwork Systems, Inc.
 Elkridge, MD 21075
 info@peri-usa.com
 www.peri-usa.com

08 Indonesia
 PT Beton Perkasa Wijaksana
 Jakarta 10210
 bpw@betonperkasa.com
 www.peri.com

09 Italy
 PERI S.p.A.
 20060 Basiano
 info@peri.it
 www.peri.it

10 Japan
 PERI Japan K.K.
 Tokyo 103-0015
 info@perijapan.jp
 www.perijapan.jp

11 United Kingdom/Ireland
 PERI Ltd.
 Rugby, CV23 0AN
 info@peri.ltd.uk
 www.peri.ltd.uk

12 Turkey
 PERI Kalip ve Iskeleleri Sanayi
 ve Ticaret Ltd.
 Esenyurt / Istanbul 34510
 info@peri.com.tr
 www.peri.com.tr

13 Hungary
 PERI Kft.
 1181 Budapest
 info@peri.hu
 www.peri.hu

14 Malaysia
 PERI Formwork Malaysia Sdn. Bhd.
 43300 Seri Kembangan,
 Selangor Darul Ehsan
 info@perimalaysia.com
 www.perimalaysia.com

15 Singapore
 PERI Asia Pte Ltd
 Singapore 387355
 pha@periasia.com
 www.periasia.com

16 Austria
 PERI Ges.mbh
 3134 Nußdorf ob der Traisen
 office@peri.at
 www.peri.at

17 Czech Republic
 PERI spol. S r.o.
 252 42 Jesenice u Prahy
 info@peri.cz
 www.peri.cz

18 Denmark
 PERI Danmark A/S
 2670 Greve
 peri@peri.dk
 www.peri.dk

19 Finland
 PERI Suomi Ltd. Oy
 05460 Hyvinkää
 info@perisuomi.fi
 www.perisuomi.fi

20 Norway
 PERI Norge AS
 3036 Drammen
 info@peri.no
 www.peri.no

21 Poland
 PERI Polska Sp. z o.o.
 05-860 Plochocin
 info@peri.com.pl
 www.peri.com.pl

22 Sweden
 PERIform Sverige AB
 30262 Halmstad
 peri@periform.se
 www.periform.se

23 Korea
 PERI (Korea) Ltd.
 Seoul 135-936
 info@perikorea.com
 www.perikorea.com

24 Portugal
 Pericofragens Lda.
 2790-326 Queijas
 info@peri.pt
 www.peri.pt

25 Argentina
 PERI S.A.
 B1625GPA Escobar – Bs. As.
 info@peri.com.ar
 www.peri.com.ar

26 Brazil
 PERI Formas e
 Escoramentos Ltda.
 Vargem Grande Paulista – SP
 info@peribrasil.com.br
 www.peribrasil.com.br

27 Chile
 PERI Chile Ltda.
 Colina, Santiago de Chile
 perichile@peri.cl
 www.peri.cl

28 Romania
 PERI România SRL
 077015 Balotești
 info@peri.ro
 www.peri.ro

29 Slovenia
 PERI Agency
 2000 Maribor
 peri.slo@triera.net
 www.peri.com

30 Slovakia
 PERI spol. s. r.o.
 903 01 Senec
 info@peri.sk
 www.peri.sk

31 Australia
 PERI Australia Pty. Ltd.
 Glendenning NSW 2761
 info@periaus.com.au
 www.periaus.com.au

32 Estonia
 PERI AS
 76406 Saku vald
 Harjumaa
 peri@peri.ee
 www.peri.ee

33 Greece
 PERI Hellas Solely Owned Ltd.
 194 00 Koropi
 info@perihellas.gr
 www.perihellas.gr

34 Latvia
 PERI SIA
 2118 Salaspils novads, Rigas rajons
 info@peri-latvija.lv
 www.peri-latvija.lv

35 United Arab Emirates
 PERI (L.L.C.)
 Bolton, ON – L7E 1K1
 perillc@perime.com
 www.perime.com

36 Canada
 PERI Formwork Systems, Inc.
 Bolton, ON – L7E 1K1
 info@peri.ca
 www.peri.ca



- 37 Lebanon**
PERI Representative Office
90416 – Jdeideh
lebanon@peri.de
www.peri.com
- 38 Lithuania**
PERI UAB
02300 Vilnius
info@peri.lt
www.peri.lt
- 39 Morocco**
PERI S.A.U.
Tanger
info@peri.ma
www.peri.ma
- 40 Israel**
PERI Formwork
Engineering Ltd.
Rosh Ha'ayin, 48104
info@peri.co.il
www.peri.co.il
- 41 Bulgaria**
PERI Bulgaria EOOD
1839 Sofia
peri.bulgaria@peri.bg
www.peri.bg
- 42 Iceland**
Armar ehf.
220 Hafnarfjörður
armar@armar.is
www.armar.is
- 43 Kazakhstan**
TOO PERI Kazakhstan
050000 Almaty
peri@peri.kz
www.peri.kz
- 44 Russian Federation**
OOO PERI
142407, Noginsk District
moscow@peri.ru
www.peri.ru
- 45 South Africa**
PERI (Pty) Ltd
7600 Stellenbosch
info@peri.co.za
www.peri.co.za
- 46 Ukraine**
PERI Ukraina
07400 Brovary
peri@peri.ua
www.peri.ua
- 47 Egypt**
PERI Branch Office
11341 Nasr City /Cairo
info@peri.com.eg
www.peri.com.eg
- 48 Serbia**
PERI – Oplate d.o.o.
22310 Šimanovci
office@peri.rs
www.peri.rs
- 49 Mexico**
PERI Cimbras y Andamios,
S.A. de C.V.
Estado de México, Huehuetoca
info@peri.com.mx
www.peri.com.mx
- 50 Azerbaijan**
PERI Representative Office
Baku
peribaku@peri.com.tr
www.peri.com.tr
- 51 Turkmenistan**
PERI Kalıp ve İskeleleri
Aşgabat
ahmet.kadioglu@peri.com.tr
www.peri.com.tr
- 52 Belorussia**
IOOO PERI Belarus
220100 Minsk
info@peri.by
www.peri.by
- 53 Croatia**
PERI oplate i skele d.o.o.
10 250 Lučko-Zagreb
info@peri.com.hr
www.peri.com.hr
- 54 India**
PERI (India) Pvt Ltd
Mumbai – 400064
info@peri.in
www.peri.in
- 55 Jordan**
PERI GmbH - Jordan
11947 Amman
jordan@peri.com
www.peri.com
- 56 Kuwait**
PERI Kuwait WLL
13100 Kuwait
info@peri.com.kw
www.peri.com.kw
- 57 Saudi Arabia**
PERI Saudi Arabia Ltd.
21463 Jeddah
info@peri.com.sa
www.peri.com.sa
- 58 Qatar**
PERI Qatar LLC
P.O.Box: 31295 - Doha
info@periqatar.com
www.peri.qa
- 59 Algeria**
Sarl PERI
Kouba 16092, Alger
info@peri.com
www.peri.com
- 60 Albania**
PERI Representative Office
Tirane
erti.hasanaj@peri.com.tr
www.peri.com.tr
- 61 Peru**
PERI Peruana S.A.C.
Villa El Salvador, Lima
contacto@peri.com.pe
www.peri.com.pe
- 62 Panama**
PERI Panama Inc.
0832-00155 Panama City
info@peri.com.pa
www.peri.com.pa
- 63 Angola**
Pericofragens, Lda.
Luanda
renato.portugal@peri.pt
www.peri.pt
- 64 Nigeria**
PERI Nigeria Ltd.
Lagos
info@peri.ng
www.peri.ng
- 65 Oman**
PERI (L.L.C.)
Muscat
perimct@perime.com
www.perime.com
- 66 Colombia**
PERI S.A.S. Colombia
Briceño, Cundinamarca
peri.colombia@peri.com.co
www.peri.com.co

The optimal System for every Project and every Requirement



Wall Formwork



Column Formwork



Slab Formwork



Climbing Systems



Tunnel Formwork



Bridge Formwork



Shoring Systems



Construction Scaffold



Facade Scaffold



Industrial Scaffold



Access



Protection Scaffold



System-Independent Accessories



Services



PERI GmbH
Formwork Scaffolding Engineering
 Rudolf-Diesel-Strasse 19
 89264 Weissenhorn
 Germany
 Tel. +49 (0)7309.950-0
 Fax +49 (0)7309.951-0
 info@peri.com
 www.peri.com